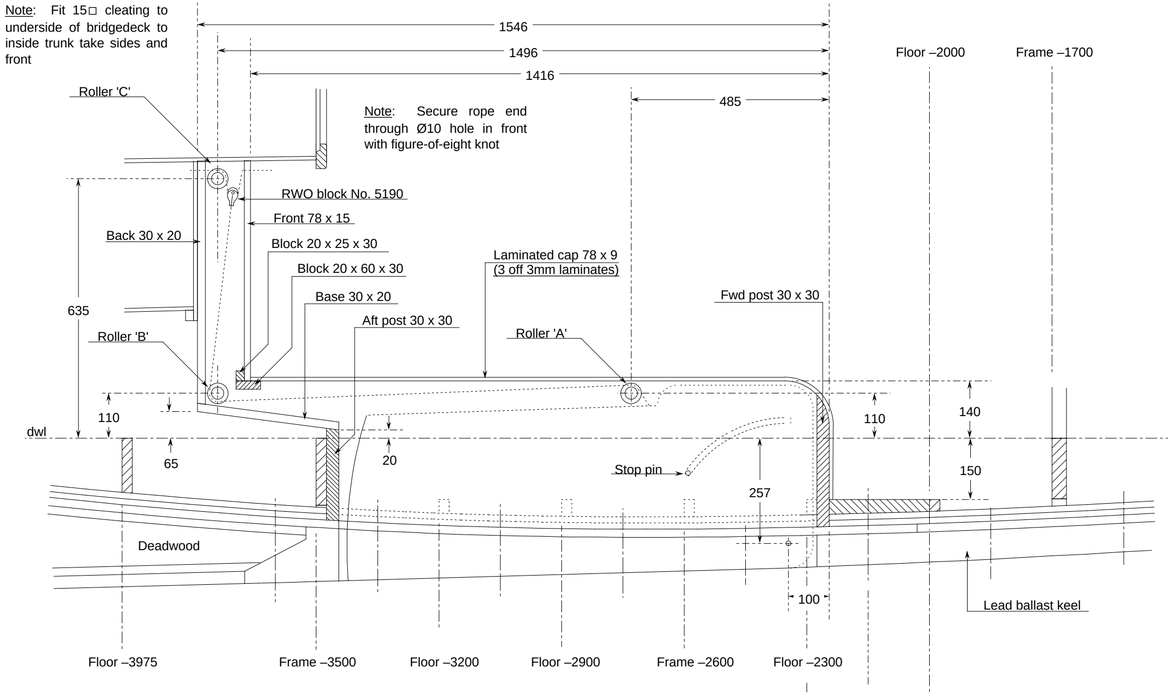

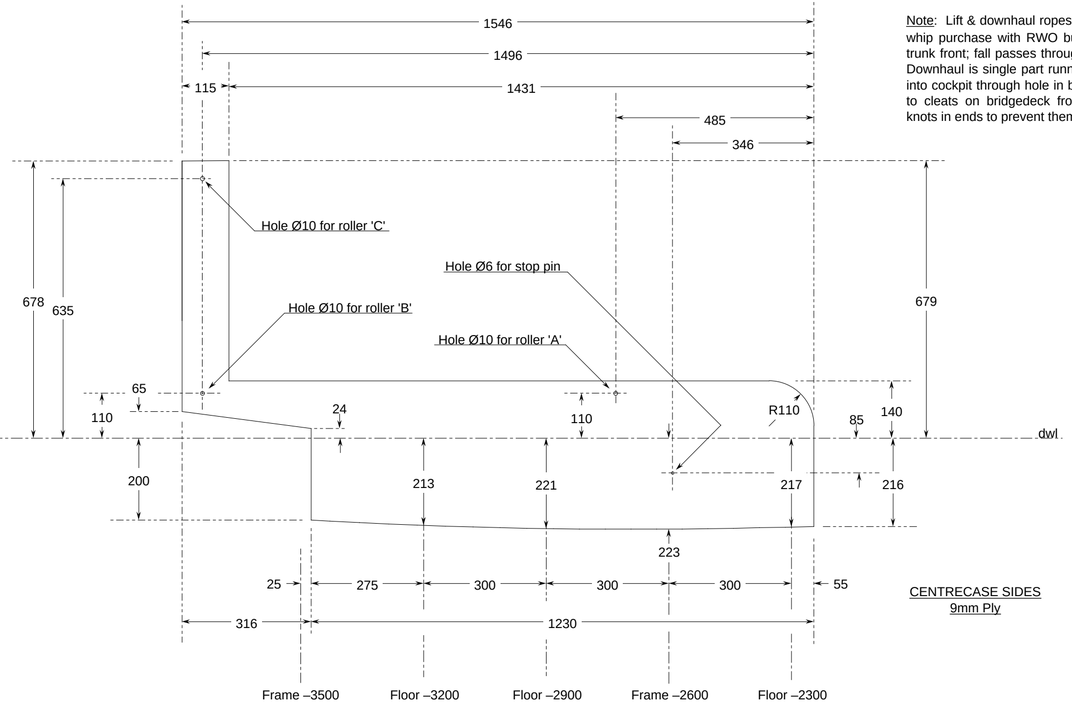

Note: Lift & downhaul ropes are Ø10 braided. Lift rope has 2:1 single whip purchase with RWO bullet block. Tail of whip secures through trunk front; fall passes through bridgedeck front to operator in cockpit. Downhaul is single part running over rollers as for lift and passing out into cockpit through hole in bridgedeck front. secure fall of both ropes to cleats on bridgedeck front or as convenient. Tie figure-of-eight knots in ends to prevent them being lost back into trunking.

CENTRECASE SIDES
9mm Ply

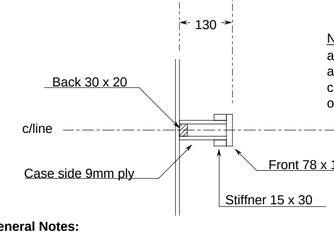

Note: 20 x 25 & 20 x 60 blocks are bonded into case. Stiffeners are bonded to case. Laminated cap and vertical front are bedded on.

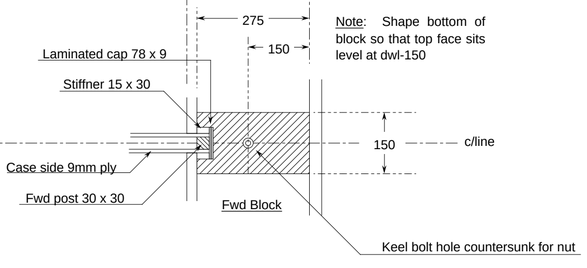

Note: Shape bottom of block so that top face sits level at dwl-150

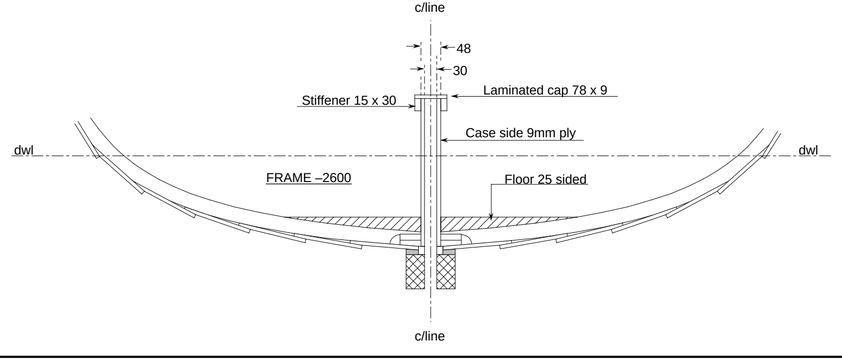

General Notes:

1. The Zero Point is the intersection of the Datum Water Line (dwl) with the stemface.
2. Positions are measured fwd and aft (marked "-") of the Zero Point.
3. Heights are measured above and below (marked "-") the dwl.
4. Offsets are measured each side of the fore-&-aft centreline.
5. Waterlines are designated "wl" followed by their height.
6. Buttocks are designated "b" followed by their offset.
7. Diagonals are designated "d" followed by their start height on the centreline and their angle to it.
8. Offsets on diagonals are measured down the angle of the diagonal.
9. Offsets are to inside of skin unless noted otherwise.

Whisstock
boats and boat plans
support@whisstock.com

Boat 146

Centrecase

Scale	1/10
Date	20/05/2000
Plan No.	146/005/02
Issue No.	01 web

All dimensions in millimetres unless noted otherwise

© bmarkweb Ltd 2002 All Rights Reserved